









FRONTIER LOADER ATTACHMENTS

		FRONTIER PALLET FORKS	
MODEL	BRAND	DESCRIPTION	
AP12 (A,D,F &G)	FRONTIER	FIXED 200,300,400,500,600,700,800 & GLOBAL SERIES LOADERS	
AP13 (A,F & G)	FRONTIER	FLOATING 200,300,400,500 & GLOBAL SERIES LOADERS	
EMAIL TO	tome@cpebry.com	FOR CURRENT PRICING	
		FRONTIER FREE STALL SCRAPERS	
MODEL	BRAND	WORKING WIDTH	
AE11 (E)	FRONTIER	60 INCH/300,400 & 500 SERIES LOADERS	
AE11 (E)	FRONTIER	72 INCH/300,400 & 500 SERIES LOADERS	
AE11 (E)	FRONTIER	84 INCH/300,400 & 500 SERIES LOADERS	
AE11 (E)	FRONTIER	96 INCH/300,400 & 500 SERIES LOADERS	
EMAIL TO	tome@cpebry.com	FOR CURRENT PRICING	
		FRONTIER ROUND BALE HUGGER	
MODEL	BRAND	WORKING WIDTH	
AH11 (A,D & G)	FRONTIER	1 WRAPPED BALE	
EMAIL TO	tome@cpebry.com	FOR CURRENT PRICING	

FRONTIER LOADER ATTACHMENTS

		FRONTIER 4-IN-1 BUCKETS	
MODEL	BRAND	WORKING WIDTH	
AY11 (H)	FRONTIER	60 INCHES/300 & 400 SERIES LOADERS	
AY11 (E)	FRONTIER	72 INCHES/300,400,600 & 700 SERIES LOADERS	
AY12 (D & G)	FRONTIER	72 INCHES/300,400,600,700 & GLOBAL SERIES LOADERS	
AY12 (D & G)	FRONTIER	78 INCHES/600,700 & GLOBAL SERIES LOADERS	
AY12 (D & G)	FRONTIER	84 INCHES/600,700 & GLOBAL SERIES LOADERS	
EMAIL TO	tome@cpebry.com	FOR CURRENT PRICING	
		FRONTIER SMALL SQUARE BALE FORK	
MODEL	BRAND	DESCRIPTION	
AB16 (A,D & G)	FRONTIER	FLAT-EIGHT SMALL SQUARE BALES	
EMAIL TO	tome@cpebry.com	FOR CURRENT PRICING	
		FRONTIER ROCK BUCKETS	
MODEL	BRAND	WORKING WIDTH	
AR10 (H)	FRONTIER	55 INCHES/300 AND 400 SERIES LOADERS	
AR10 (E0)	FRONTIER	66 INCHES/300,400 & 500 SEIRIES LOADERS	
AR10 (D,E & G)	FRONTIER	75 INCHES/600,700 & GLOBAL SERIES LOADERS	
AR12 (A,D & G)	FRONTIER	84 INCHES/600,700 7 GLOBAL SERIES LOADERS	
AR12 (A,D & G)	FRONTIER	93 INCHES/800 & GLOBAL SERIES LOADERS	
EMAIL TO	tome@cpebry.com	FOR CURRENT PRICING	

FRONTIER LOADER ATTACHMENTS

		FRONTIER ROOT GRAPPLES	
MODEL	BRAND	WORKING WIDTH	
AV20 (H)	FRONTIER	60 INCHES/300 & 400 SERIES LOADERS	
AV20 (E)	FRONTIER	62 INCHES/400 & 500 SERIES LOADERS	
AV20 (D)	FRONTIER	77 INCHES/600 & 700 SERIES LOADERS	
AV20 (G)	FRONTIER	77 INCHES/GLOBAL SERIES LOADERS	
EMAIL TO	tome@cpebry.com	FOR CURRENT PRICING	
		FRONTIER MANURE FORKS WITH GRAPPLE	
MODEL	BRAND	WORKING WIDTH	
AM11 (H)	FRONTIER	60 INCHES/300 & 400 SERIES LOADERS	
AM11 (E)	FRONTIER	72 INCHES/300,400 & 500 SERIES LOADERS	
AM11 (D & G)	FRONTIER	84 INCHES/600,700 & GLOBAL SERIES LOADERS	
AM11 (D & G)	FRONTIER	92 INCHES/600,700 & GLOBAL SERIES LOADERS	
EMAIL TO	tome@cpebry.com	FOR CURRENT PRICING	